



 <p>Introduction</p>	<p>Risks</p> 	<p>Advice</p> 
<p>2024-25</p> <h1>Online Safety</h1> <h2>For parents and carers</h2>		<p>Reporting</p> 
 <p>SHOEBURYNESS HIGH SCHOOL</p>	 <p>Conversation Starters</p>	 <p>Our School</p>

This presentation can be found in the Safeguarding section of the school website.

What does your child
love doing online?
What services and
devices do they use?



The online world can be exciting and inspiring. It has lots of opportunities to offer young people. It is important to manage and minimise the associated risks.

This presentation can be found in the Safeguarding section of the school website.



Conduct

Online behaviour & sharing

Risks



Children need to be aware of the impact that their online activity can have on both themselves and others, and how other people may perceive them because of what they say and do online.



It's easy to feel anonymous online and it's important that children are aware of who is able to view, and potentially share, the information, photos and videos that they may have posted.



When using the internet, it's important to keep personal information (that could identify who they are) safe and not share it with strangers.

This presentation can be found in the Safeguarding section of the school website.



Content

What children see online

Risks



Some online content is not suitable for children and may be hurtful or harmful. This is true for content accessed and viewed via social media, online games, streams and websites.



Live comments and chats alongside other content including videos, streams and games can be hurtful, harmful or unreliable.



It's important for children to consider the reliability of online material and be aware that it might be written with a bias or not be true. Photos and videos can be edited or inaccurate and AI has made it easier to create content that looks realistic but is not real.

This presentation can be found in the Safeguarding section of the school website.



Contact

Online communication



It is important for children to realise that new friends made online may not be who they say they are and that once a friend is added to an online account, you may be sharing your personal information with them.



**If you have concerns that your child is, or has been, the subject of inappropriate sexual contact or approach by another person (including, but not limited to, a request to meet up or a request for images/videos), it's vital that you report it to the police via:
Child Exploitation and Online Protection Centre (www.ceop.police.uk).**



This presentation can be found in the Safeguarding section of the school website.



Commerce

Financial and contractual risks

Risks



There are opportunities to spend money online across platforms including on games, social media and video sharing platforms, as well as apps and sites designed specifically for online shopping.



Children should be reminded to think carefully about the value of a purchase and to always ask permission if they are using money that is not their own. Use settings to limit payments or authorise card payments.



Scams and fraud are common online and criminals will use a range of tactics to target their victims. Look out for anything that seems too good to be true or seems suspicious and contact your bank and the police if you think you or your child has been victim of a scam.

This presentation can be found in the Safeguarding section of the school website.



Online bullying

Also known as 'cyberbullying' - takes place online or using technology.

Risks




Cyberbullying can happen in many different ways including unkind messages or comments, the sharing of embarrassing photos or exclusion from group chats.



Children need to understand that their online actions can be just as hurtful as offline actions and that seeking to deliberately hurt or upset someone is always unacceptable.

This presentation can be found in the Safeguarding section of the school website.



Nudes and sexting

Sexting is taking and sharing a nude, partially nude or sexually explicit image or video.

Risks



If the person in the image is under-18 then it **breaks the law**. The Protection of Children Act states that it is illegal to create, distribute or possess an indecent image of a child, including images or videos taken by the child themselves (e.g. selfies).



The police take a common sense approach and are not seeking to criminalise young people, but do have a duty of care if asked to investigate.



In the online world, content can get very far, very quickly and young people may lose control of who else sees their image. Knowing an image has been seen by others can be very difficult and traumatic for a young person to experience.



Sexting is a risk even for younger children. A child with access to a device, who can take a photo and send it on, may not understand the possible consequences and just think they're being funny.

This presentation can be found in the Safeguarding section of the school website.



Advice on online contact

Advice



Discuss online friendship with your child - make sure they understand that a person they've never met face-to-face is still a stranger. Discuss what kinds of information they should avoid sharing with strangers.

Ensure they know they can come to you if they have any worries or concerns.

If you have any suspicions whatsoever about someone who is in contact with your child online then report it to CEOP.

You will be shown how to report to CEOP later in this presentation.



This presentation can be found in the Safeguarding section of the school website.



Advice on online bullying

Advice



Discuss online bullying with your child - teach the importance of respect online and offline and make sure they know they can talk to you if they have any worries or concerns.

If they are a victim of this type of behaviour:



Do save the evidence



Do report to your school/ the police



Do use online tools to report and block the perpetrator.



Don't deny your child access to a device or service. They may feel punished when they're already the victim.



Don't retaliate.

This presentation can be found in the Safeguarding section of the school website.

Advice on nudes and sexting

Advice



Discuss sexting with your child - ensure they know that once this kind of content gets out there, it's very difficult to get it back and the consequences of this can be very upsetting.

Make sure they know they can talk to you if they have any concerns or worries. Try to remain reassuring and non-judgemental.

With younger children, discuss which parts of their body should be kept private.



Do seek advice from your child's school if you need further support.



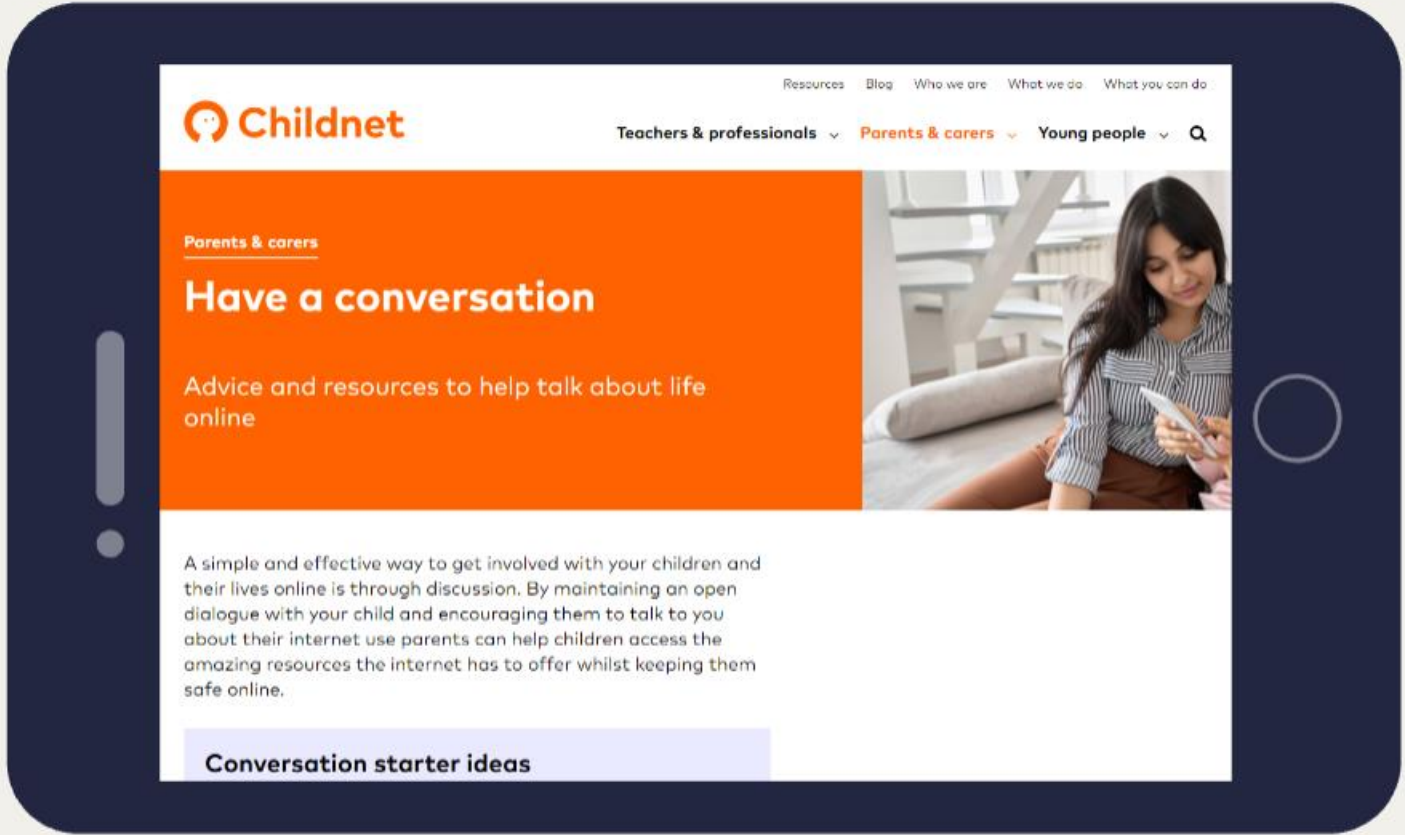
Do report to the Police or CEOP if you have any suspicions about the involvement of an adult or think your child has been coerced.

This presentation can be found in the Safeguarding section of the school website.



An open and honest dialogue with your child is absolutely key.

Talk to them about their internet use and let them know they can talk to you.



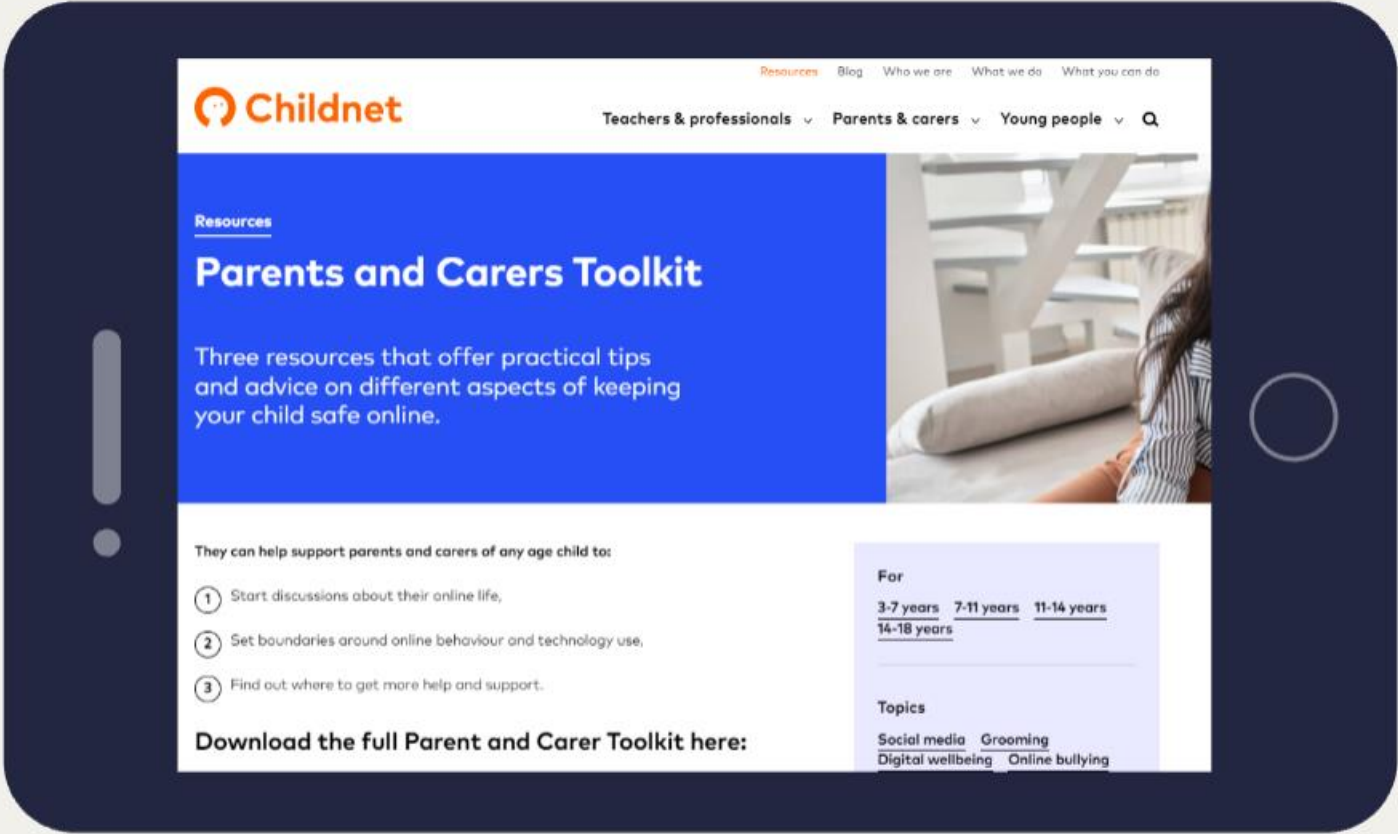
childnet.com/parents-and-carers/have-a-conversation

This presentation can be found in the Safeguarding section of the school website.



Consider setting a family agreement to open discussion.

Establish boundaries and your expectations as a family.



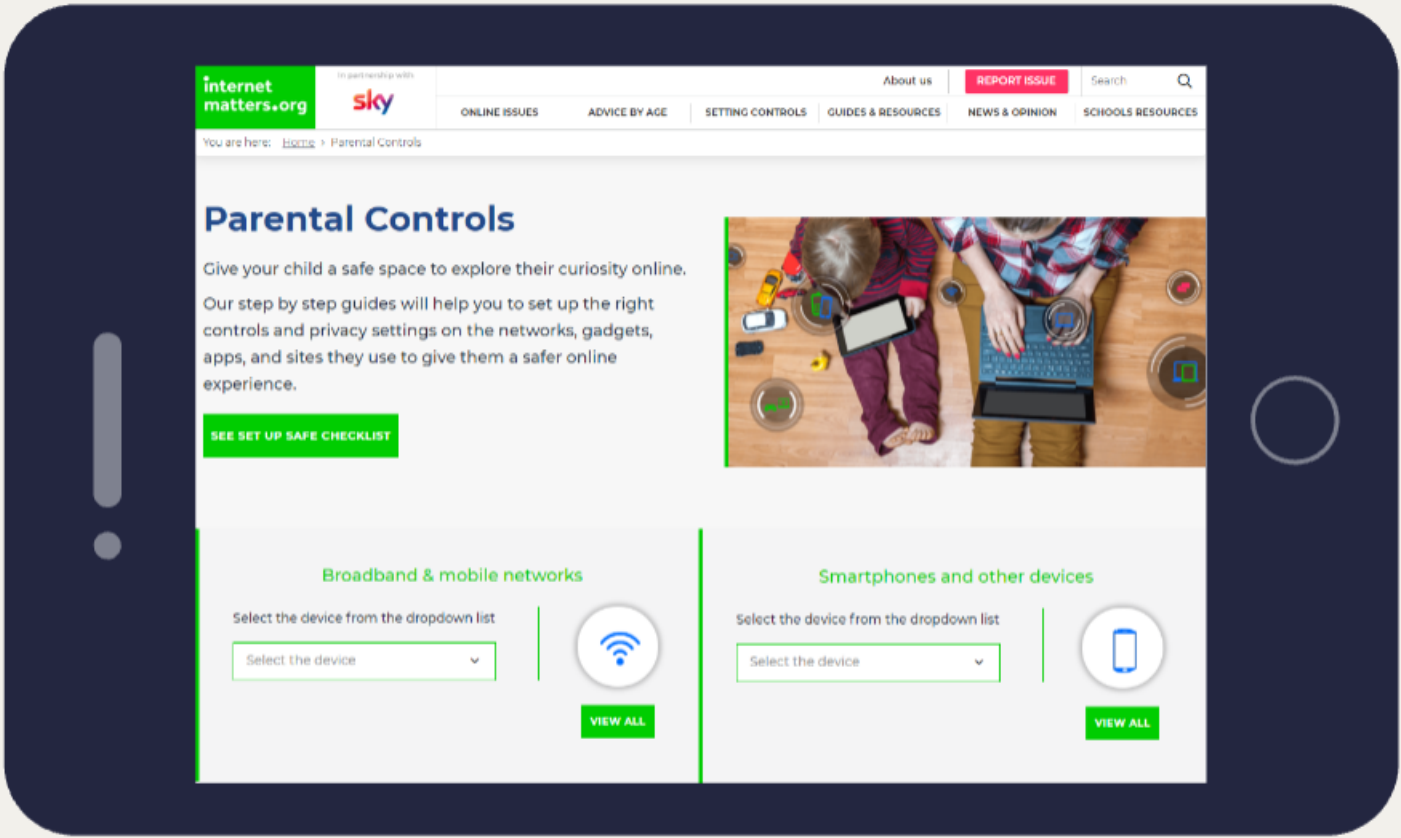
childnet.com/toolkit

This presentation can be found in the Safeguarding section of the school website.



Filtering software and settings can help block unwanted content.

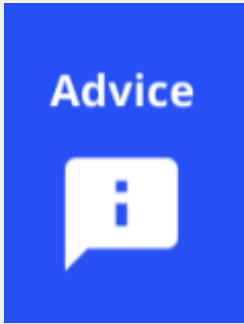
Look at filters on individual devices and from mobile & internet providers



internetmatters.org/parental-controls/

SOCIAL MEDIA PRIVACY GUIDES CAN BE VIEWED IN THE SAFEGUARDING SECTION OF THE SCHOOL WEBSITE

This presentation can be found in the Safeguarding section of the school website.



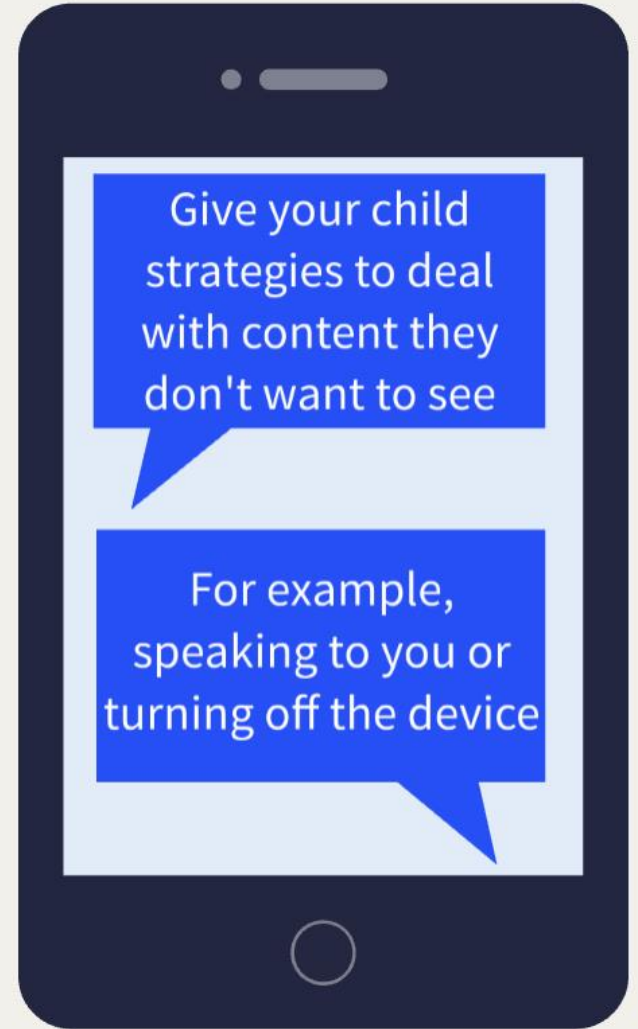
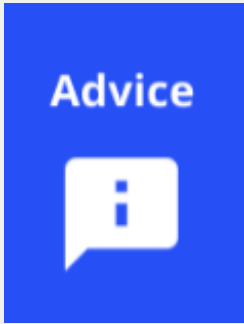
Get involved with your child's life online. Learn about the apps, games and devices they use.

Play their favourite games with them, try out their favourite apps...



familygamingdatabase.com

This presentation can be found in the Safeguarding section of the school website.



This presentation can be found in the Safeguarding section of the school website.



Other useful resources...



common sense media

What are you looking for?

A LOT OR A LITTLE?
The parents' guide to what's in this app.

A+ Educational value	Ease of play	Violence
Sex	Language	Consumerism
Drinking, drugs & smoking		

commonsensemedia.org

OUR CAMPAIGN GET STARTED FIND THE RIGHT GAME NEED TO KNOW ABOUT US

ASK ABOUT GAMES

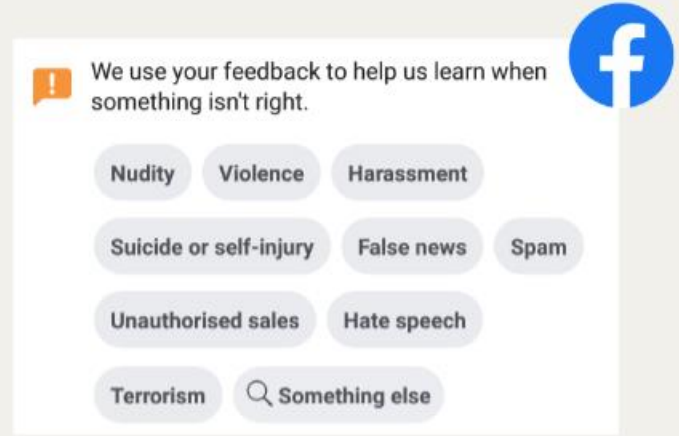
askaboutgames.com

This presentation can be found in the Safeguarding section of the school website.

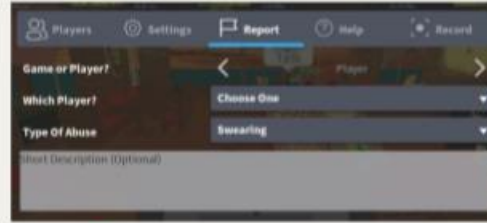

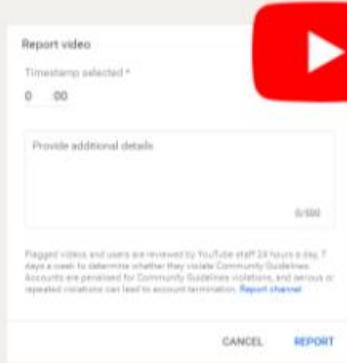


Making a report

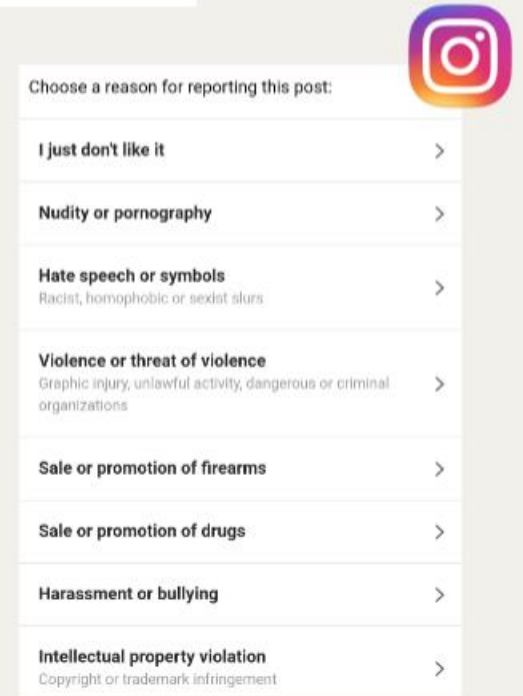
Look out for these symbols on the post, comment or user profile you want to report



Choose a reason for reporting



ROBLOX



Fill out the form with as much detail as possible and press send to inform the platform's safety team.

This presentation can be found in the Safeguarding section of the school website.



Follow up inadequate responses to reports on other services here:

Reporting



The screenshot shows the homepage of Report Harmful Content. At the top left is the logo with an exclamation mark and the text 'REPORT HARMFUL CONTENT'. To the right are navigation links: 'Report', 'Harms', 'Advice', 'Donate', and 'English'. Below the navigation is a green banner with the text 'Text SWGFL to 70085 to Donate £5 to support Report Harmful Content'. The main heading reads 'We're here to help everyone report harmful content online'. Below this is a paragraph: 'If you've experienced or witnessed harm online we can help. Report Harmful Content can help you to report harmful content online by providing up to date information on community standards and direct links to the correct reporting facilities across multiple platforms'. There is a section for 'Under 18?' with a link 'Click here for child friendly advice'. The main content area features three large cards: 'What are the types of harmful content online?' (dark blue background with icons for speech bubbles, a person, a hand holding a pen, a speech bubble with '@!*', and a fist), 'Making a report to Report Harmful Content' (orange background with a mouse icon and an arrow), and 'When should you go to the police?' (dark blue background with a bell icon and an arrow). At the bottom of the screenshot are two smaller cards: 'Background information' (dark red background) and 'FAQs' (green background).

reportharmfulcontent.com

This presentation can be found in the Safeguarding section of the school website.



Report any inappropriate contact from an adult to CEOP:



ceop.police.uk

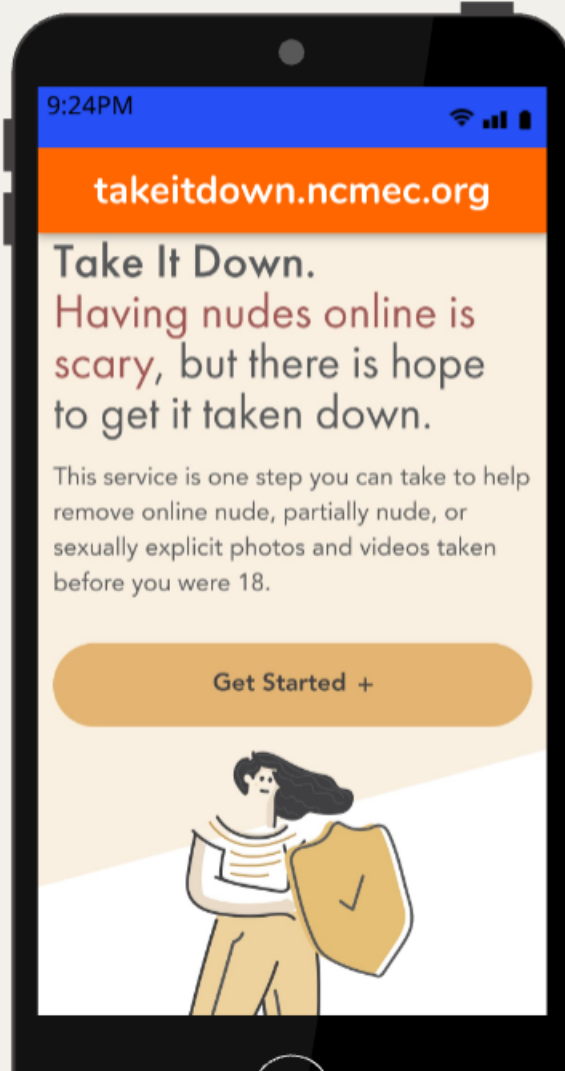
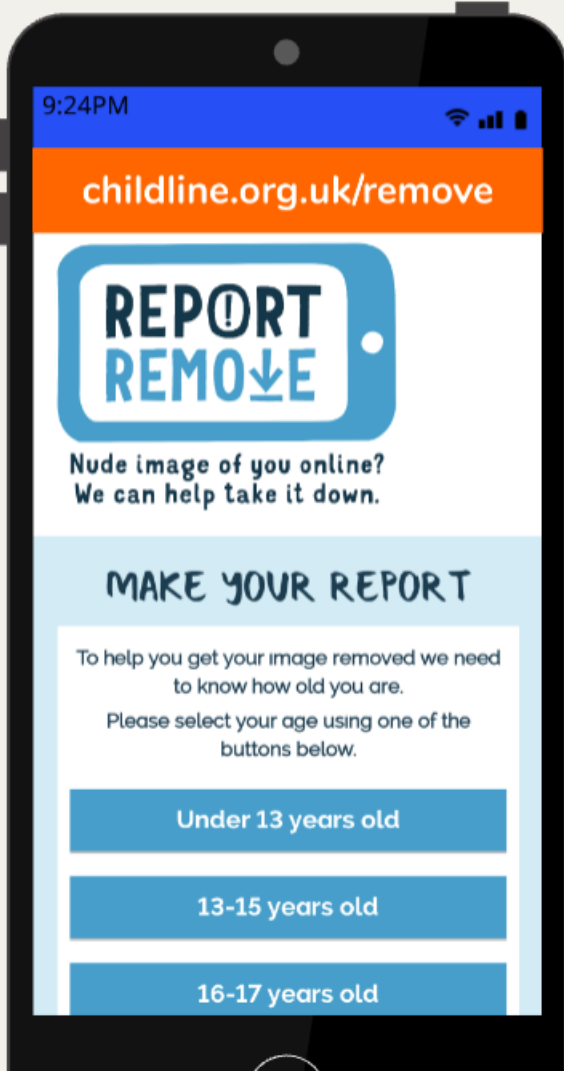
This presentation can be found in the Safeguarding section of the school website.



Young people can report their nude image being shared online here:



This presentation can be found in the Safeguarding section of the school website.





Report child sexual abuse content to the Internet Watch Foundation



The screenshot shows the IWF website with a green header containing the URL 'iwf.org.uk'. A navigation bar includes links for 'ABOUT US', 'MEMBERSHIP', 'OUR TECHNOLOGY', 'POLICY WORK', 'SUPPORT US', 'RESOURCES', 'NEWS', 'DONATE', and a red 'REPORT' button. The main content area features the text: 'We work to stop the repeated victimisation of people abused in childhood and make the internet a safer place, by identifying & removing global online child sexual abuse imagery.' Below this, it says 'Report suspected online child sexual abuse images or videos [here](#).' and 'Find out why we use the term 'child sexual abuse' and not 'child pornography''. A red button labeled 'REPORT ANONYMOUSLY' is positioned at the bottom of the content area.

This presentation can be found in the Safeguarding section of the school website.



Start on a positive note...

What do you like most about the internet and why?
Whats your favourite game/app/site?

Do you like to be creative online?
What have you created?

(It could be anything from a picture or video to creating their own games, sites or apps.)

The internet offers brilliant opportunities for making connections with others. Who do you like to keep in touch with online and what apps/-services do you use?



This presentation can be found in the Safeguarding section of the school website.



Keep the conversation going...



Do you have any tips for how to be positive and show respect online?

What could you do if someone online is making you or someone you know feel worried or upset?

How might you know if you are using the internet/technology too much?

How does the internet make you feel? Do different apps/games makes you feel differently?

Do you know where to go for help, where to find safety advice and how to use safety tools on your favourite apps and games?

Help me!
Can your child show you how to do something better/safer online?

This presentation can be found in the Safeguarding section of the school website.



What we're doing in school to tackle online safety issues...



This presentation can be found in the Safeguarding section of the school website.



We have two dedicated email addresses for students to raise any issue they are facing or concerns they may have about their friends.



Safeguarding concerns: safeguarding@shoeburyness.secat.co.uk

Any other concerns: reportthis@shoeburyness.secat.co.uk

This presentation can be found in the Safeguarding section of the school website.



- All aspects of e-safety are covered in our SCOPE and RESHAPE curriculum as well as forming part of assemblies and the form time curriculum throughout the year
- We have a dedicated Student Support Screen in the centre of the school, so students know where to find help if they do not want to speak to a member of staff
- We use robust filtering & monitoring software to ensure students can safely browse the internet
- Our safeguarding team have email alerts set up when keywords are typed/researched by our students, e.g., knife, murder, etc. to ensure all students are supported if necessary



This presentation can be found in the Safeguarding section of the school website.